



"

"

" "

" "

" "



# 一、总论

“ ”

“ ”







---

---

1.1 " "

			2020	
	1			
	2			
	3		20%	

			2020	
	4		100%	
	5		80%	
	6		100%	
	7		90%	
	8		100%	
	9		80%	
	10		100%	
	11		90%	
			95%	
	12			
	13			

## 二、“十二五”固体废物基本情况

“

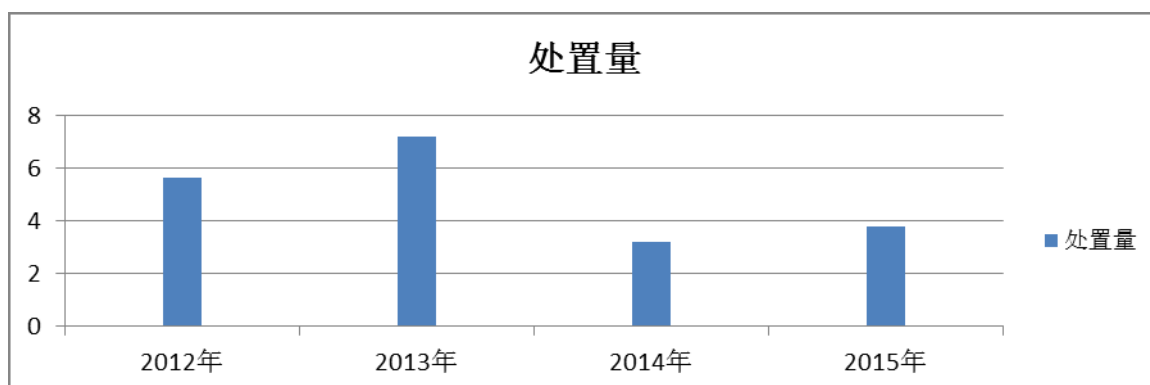
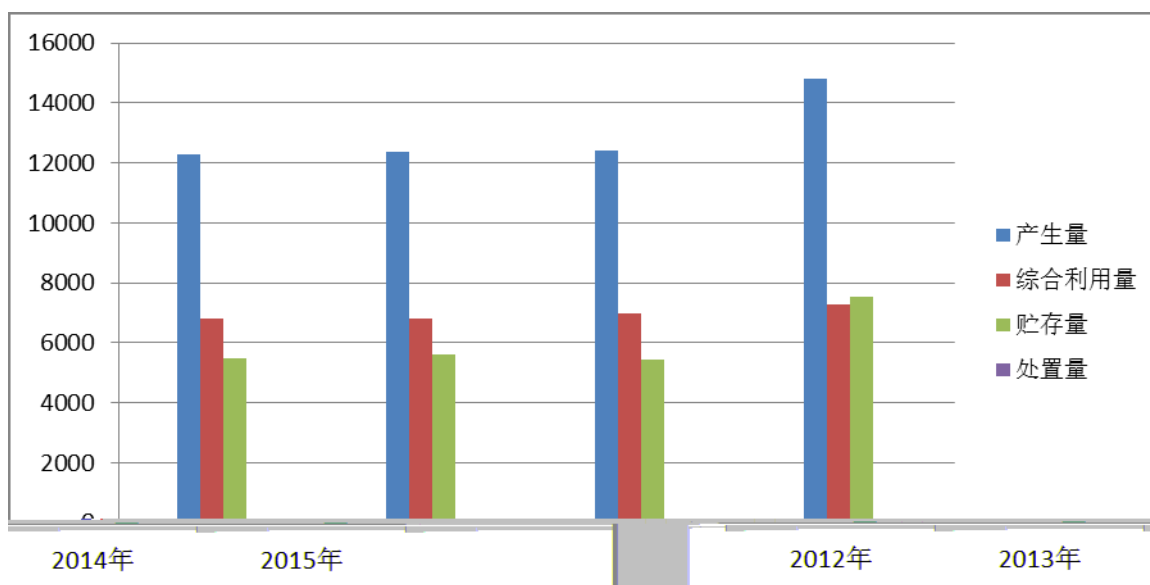
”



## 2.1 2012 2015

	2012	2013	2014	2015
	12301.16	12377.39	12433.29	14793.5
	6831.06	6797.90	6998.64	7273.6
	18.37	30.17	27.50	(18.8)
	5482.81	5602.46	5448.90	7534.6
	5.63	7.22	3.22	3.8
	0.02	0.11	0	(0.001)

## 2.1 2012 2015



2.2 2012 2015

## 2.3 2012 2014

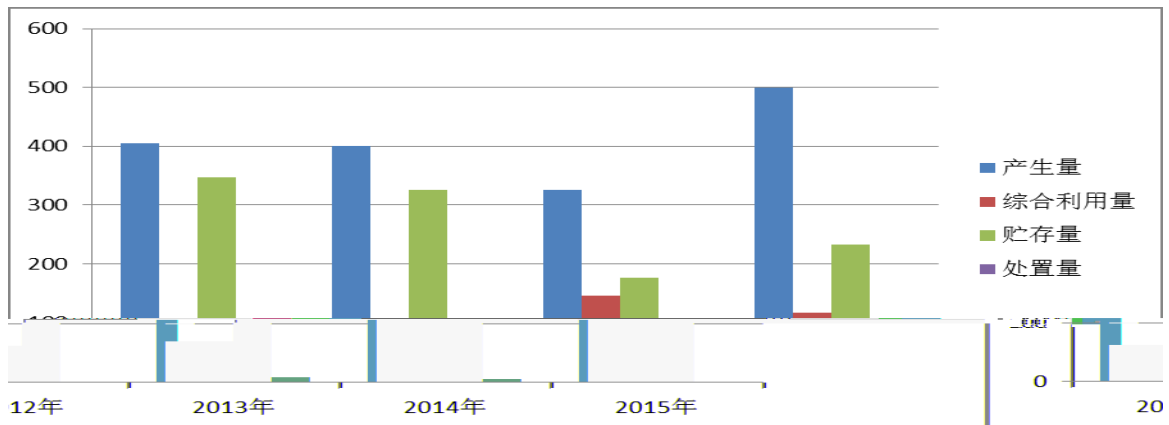
	2012	2013	2014	2015
	75642330	74533059. 31	76915675	100674104
	34365005	36400330. 24	35796145	40274615
	1623649	2150761. 913	2366182	1851955. 33
	884886. 2	946881. 231	1580424	1674934. 32
	3942650	3329564	3264684	1342830. 7
	2092421	1778258. 954	1203837	1258695. 98

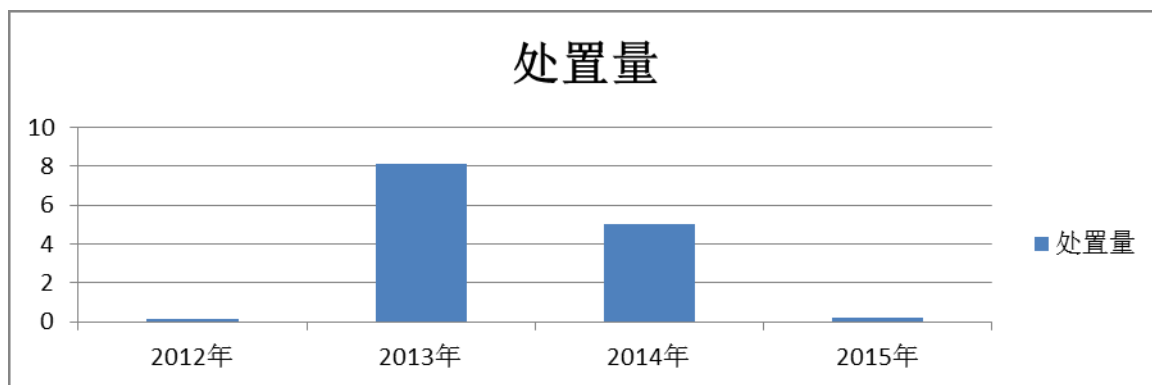


## 2.4 2012 2015

	2012	2013	2014	2015
	404.34	399.85	325.68	499.18
	61.30	69.66	146.03	116.9
	4.60	2.95	2.03	0.023
	347.51	325.04	176.81	232.1
	0.12	8.10	5.00	0.2
	0.00	0.00	0.13	0.03

## 2.4 2012 2015



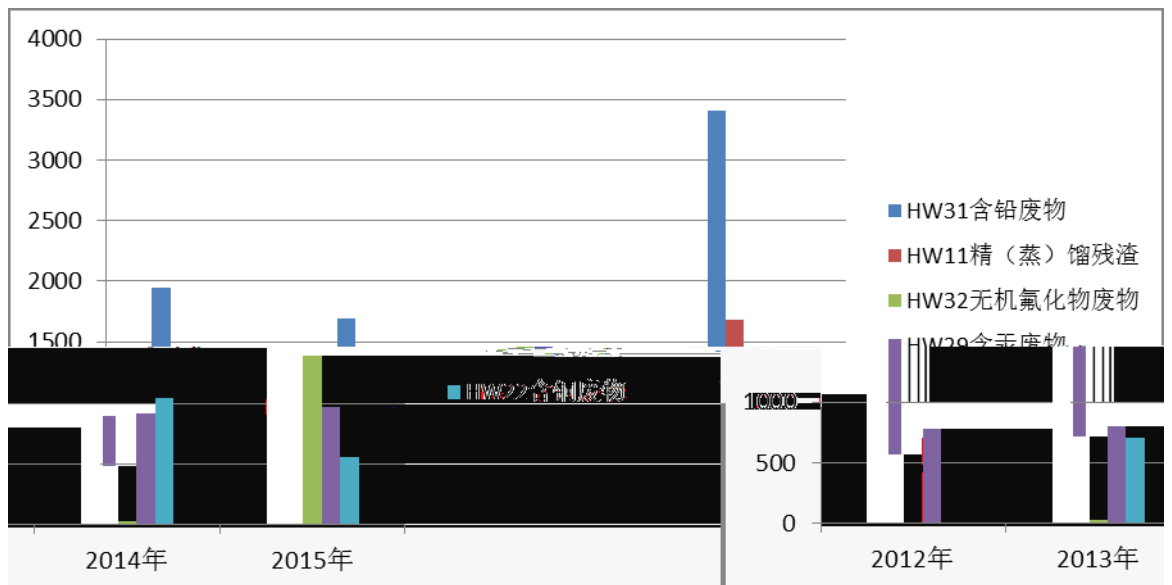
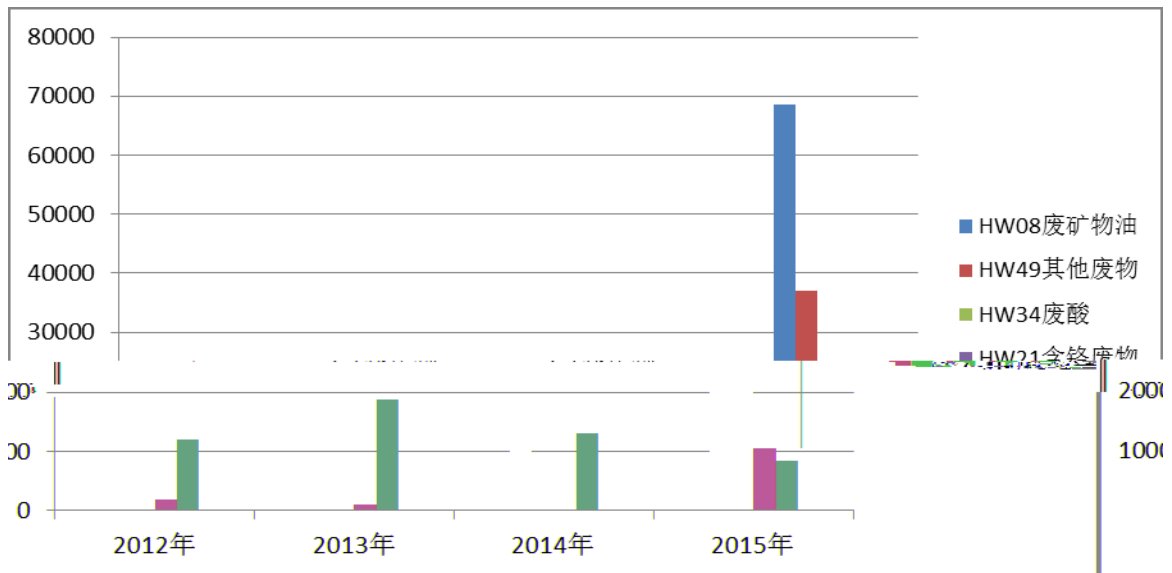
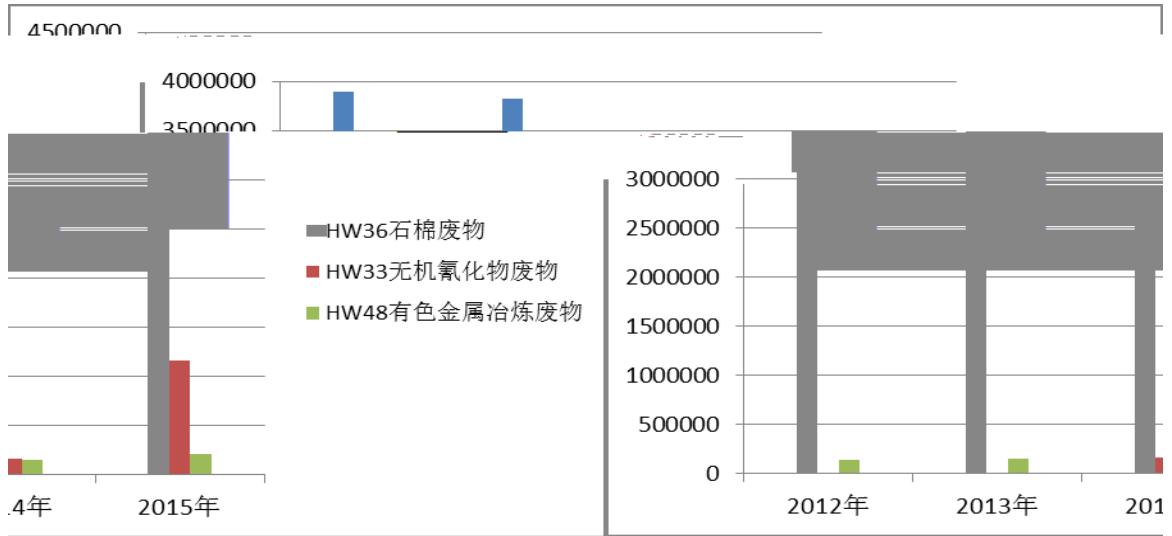


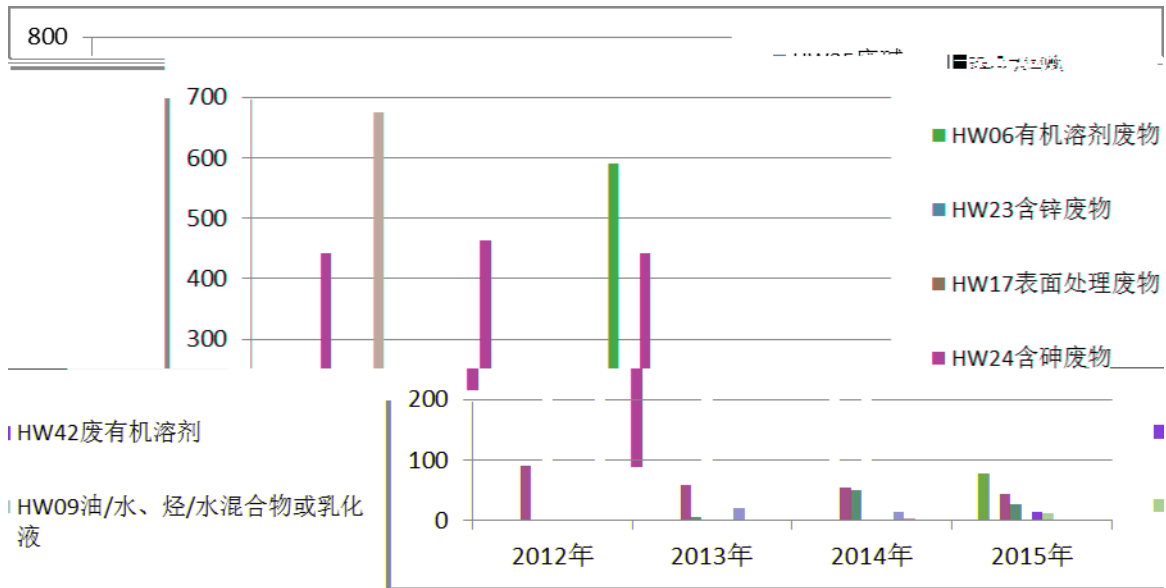
## 2.5 2012 2014

	2012	2013	2014	2015
HW36	3891387.2	3821888	2900008	3485000
HW33	144.5	2897	167356	1162180
HW48	132798	145662	155257	211916
HW08	749.6	778.382	13866.3	68535.7
HW49	0	2961.09	2526.6	36968.2
HW34	1833	997.4	120	10441.3
HW21	11950.2	18704.5	13096.7	8453.31
HW31	1948.6	1692.5	899	3413.1
HW11	563.7	720.73	478.9	1681.49
HW32	0	28.502	24.53	1398.55
HW29	783.5	799.49	922.75	969.195
HW22	0	700.85	1049.99	559.76
HW35	0	0	0	76.68
HW06	0	0	591.18	75.3
HW23	89.9	59	53.72	44.24
HW17	0.5	6.41	49.089	26.619
HW24	442	464	442.01	14.22
HW42	0	0	0	13



## 2.5 2012 2015





" "

## 2.7 2012 2015

		2012	2013	2014	2015
		1	2	1	1
/		3000	6000	3000	3600
/		2547.35	2560.35	2547.36	2369.49

3

2014

2013

2.3 /

## 2.8

									/
/	2013	12338	427537	3797	15354	92673	40952	25607	
	2014	15465	500048	3150	12602	101963	43031	24942	
	2015	18155	587012	3130	12522	109672	42928	15211	
/	2013	604.55	2906.4	1116.3	1468.77	6487.1	8599.9	1553.4	2.3
	2014	773.25	3500.3	945	1260.2	7137.4	9036.5	1496.52	2.4
	2015	907.75	4109.1	939	1252.2	7677.0	9014.9	912.66	2.5

## 2.9 2012 2015

/		2012	2013	2014	2015
		56255.695	58593.89	81546.303	93502.49
		56255.695	58593.89	81546.303	93502.49





5

"

"

"

"

" "

4 "

" " " "

1

2010

75%

1

" "

2

2016 4

5

2016

75%

3

2015

2015

1

2





3.1

"

"

GDP


$$= \delta(\alpha)$$

W

t

t/

"

"

0

n

a

M

2015

2017

2020

3.2

	2015	2017	2020

1

2015

2017

2020

$= \delta(\alpha)$

W

t

t/

"

"

0

n

a

M

3.3

3

2014

2015

2.5

2017	2020		599.07	620
	3.5	2017	171.16	
2020	177.14		6	

### 3.7

2017	t	1026.96	102.70
2020	t	1062.84	106.28

#### 四、主要任务



1

"

"

2

3

9

2017

4

5

2017

"

"

8

"

"

"

"

PPP

2017

2016

2017

## 五、重点工程与投资估算

“ ”





"

"

"

"

"

"

(

## 六、主要保障措施

2020

2017









"

"

1













